



ಬೃಹತ್ ಬೆಂಗಳೂರು ಮಹಾನಗರ ಪಾಲಿಕೆ  
Bruhat Bengaluru Mahanagara Palike



# BBMP COVID-19 WAR ROOM 30.11.2022



# OVERVIEW OF COVID-19 IN BENGALURU

**CASE TRENDS** ACTIVE CASES **1,529**

<u>Confirmed Cases</u>	<u>Recovered Cases</u>	<u>Death Cases</u>
<b>26</b> 18,76,171 #	<b>22</b> 18,57,652 #	<b>0</b> 16,990 #

**HOSPITALIZATION** **2**

<u>ICU – V</u>	<u>ICU</u>	<u>HDU</u>	<u>General</u>
-	-	-	<b>2</b>

INCLUDES GOVT. QUOTA AND PRIVATE WALK-IN HOSPITALIZATION

**VACCINATION** **126** 2,04,91,308 #

<u>First Dose</u>	<u>Second Dose</u>	<u>Precaution Dose</u>
<b>22</b> 96,79,314 #	<b>36</b> 94,83,501 #	<b>68</b> 13,28,493 #

**TRIAGING**

**MTU**  
**3**

**Tele Triage**  
**20**

**ACTIVE CZs**

**0**

MCZs (< 5 cases)  
**0**

Clusters (> 5 cases)  
**0**

**TESTING** **1,147** 3,19,83,724 #

<u>Positivity : 3.27%</u>	<u>RAT</u>	<u>RTPCR</u>
<small>*FOR LAST 7 DAYS</small>	<b>187</b>	<b>960</b>

# : indicates cumulative numbers till date



# ABSTRACT OF COVID-19 SCENARIO IN BENGALURU

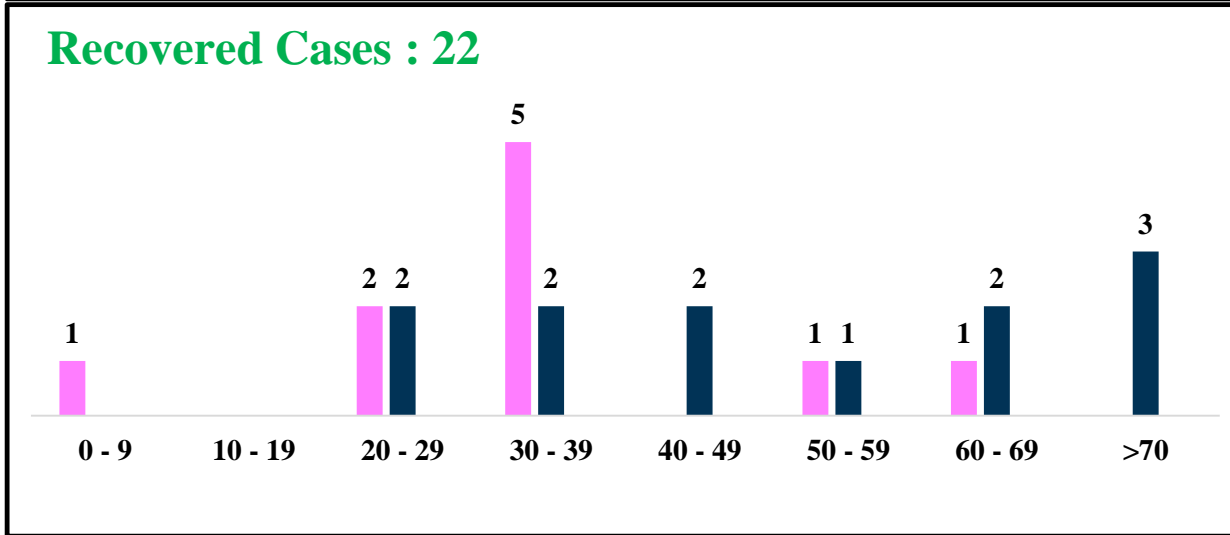
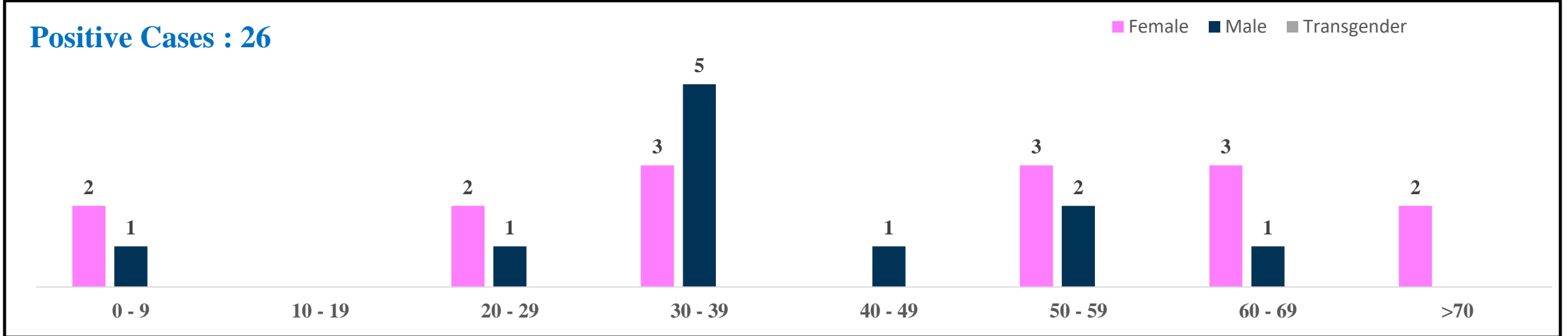


	MALE			FEMALE			TRANSGENDER			TOTAL		
	Last 24 Hours	Last 7 Days	Cumulative	Last 24 Hours	Last 7 Days	Cumulative	Last 24 Hours	Last 7 Days	Cumulative	Last 24 Hours	Last 7 Days	Cumulative
<b>Positive Cases</b>	11	138	11,05,601	15	110	7,69,678	0	0	196	26	248	18,76,171
<b>Recovered Cases</b>	12	75	10,93,730	10	64	7,63,828	0	0	187	22	139	18,57,652
<b>Death Cases</b>	0	0	10,760	0	0	6,226	0	0	4	0	0	16,990
<b>Total Tests Done</b>	<b>In Last 24 hrs. : 1,147</b>			<b>In last 7 days : 7,574</b>			<b>Cumulative : 3,19,83,724</b>					
<b>Vaccine Doses Administered</b>	<b>In Last 24 hrs. : 126</b>			<b>In last 7 days : 1,292</b>			<b>Cumulative : 2,04,91,308</b>					
<b>ACTIVE CASES</b>									<b>1,529</b>			

\*Covid deaths occurred today : 00 | Covid deaths occurred beyond last 24hrs., reported today : 00



# LAST 24 HOURS AGE GROUP AND GENDER WISE DISTRIBUTION

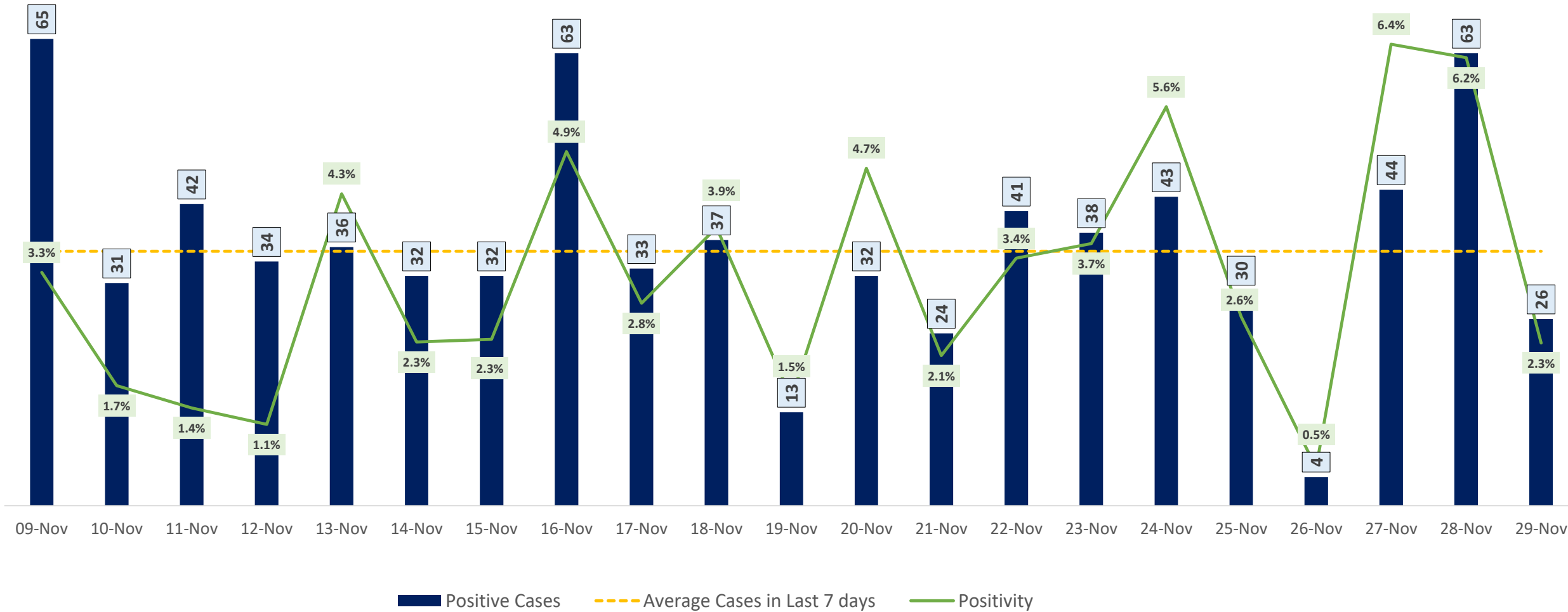




# POSITIVITY RATE OF BENGALURU – LAST 21 DAYS



Average Cases in Last 7 days : 35

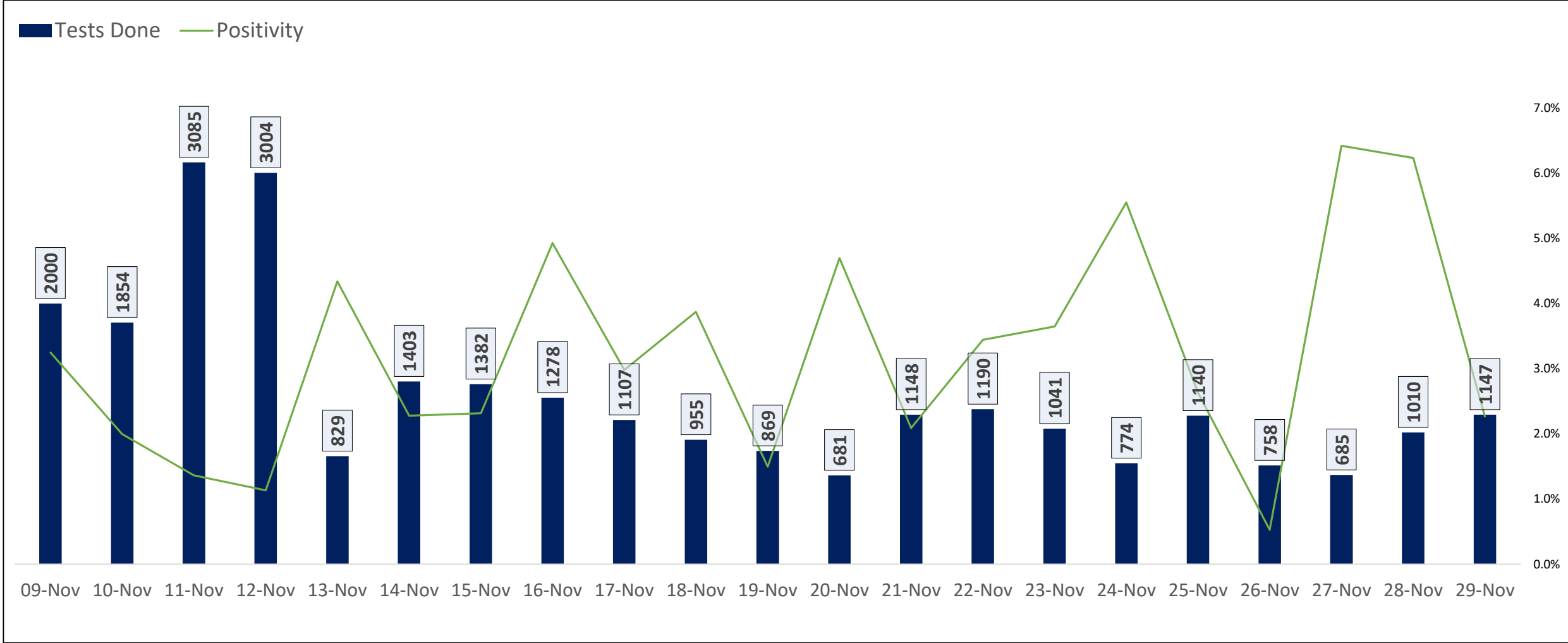




# TESTING TRENDS IN BENGALURU

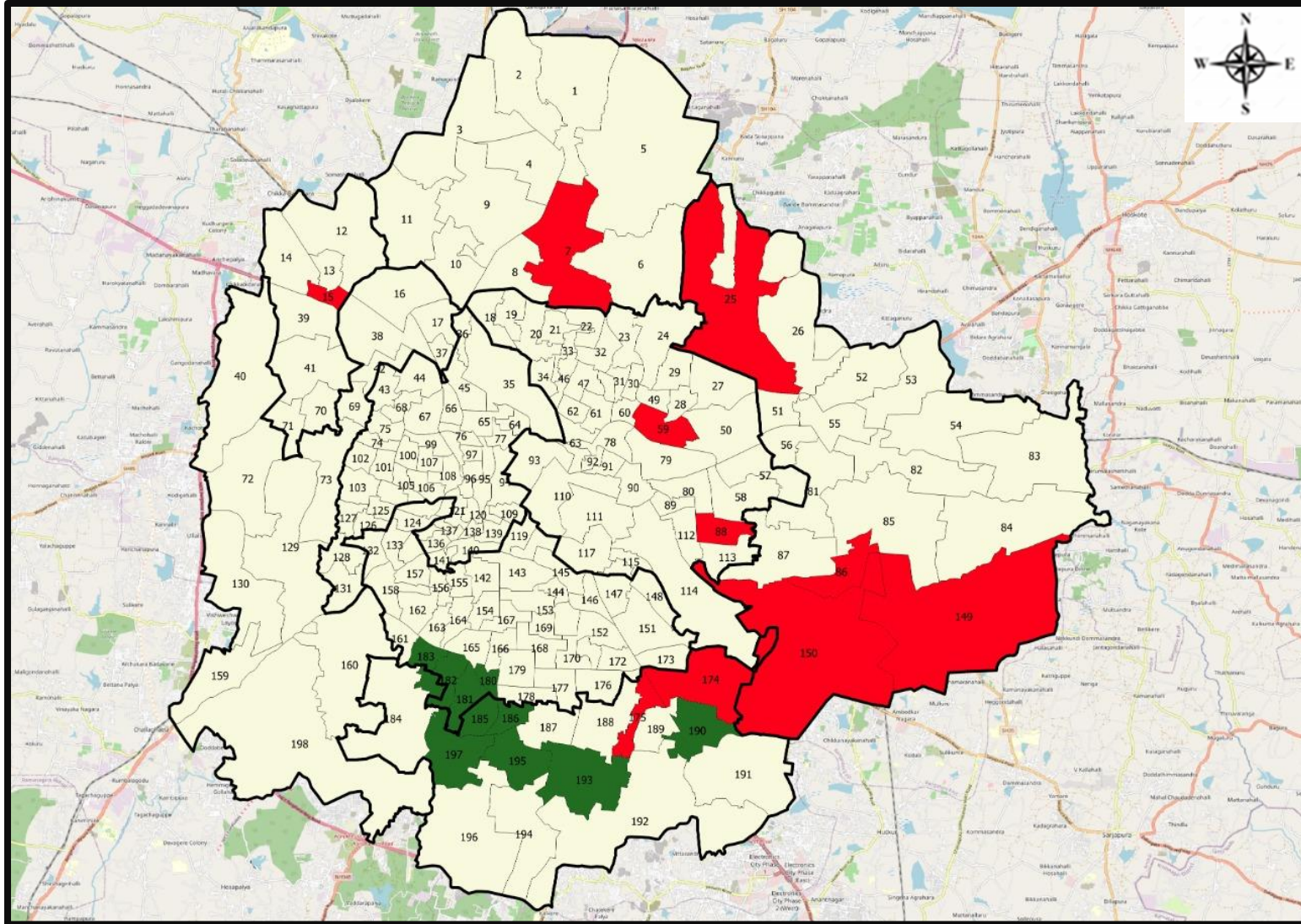


Total Test Conducted Till Date	Test Conducted Last 24 hours	Last 7 Days Average
3,19,83,724	1,147	1,082





# BENGALURU URBAN MAP SHOWING TREND OF POSITIVE CASES IN LAST 7 DAYS



## Top 10 wards reporting highest number of positive cases in last 10 days

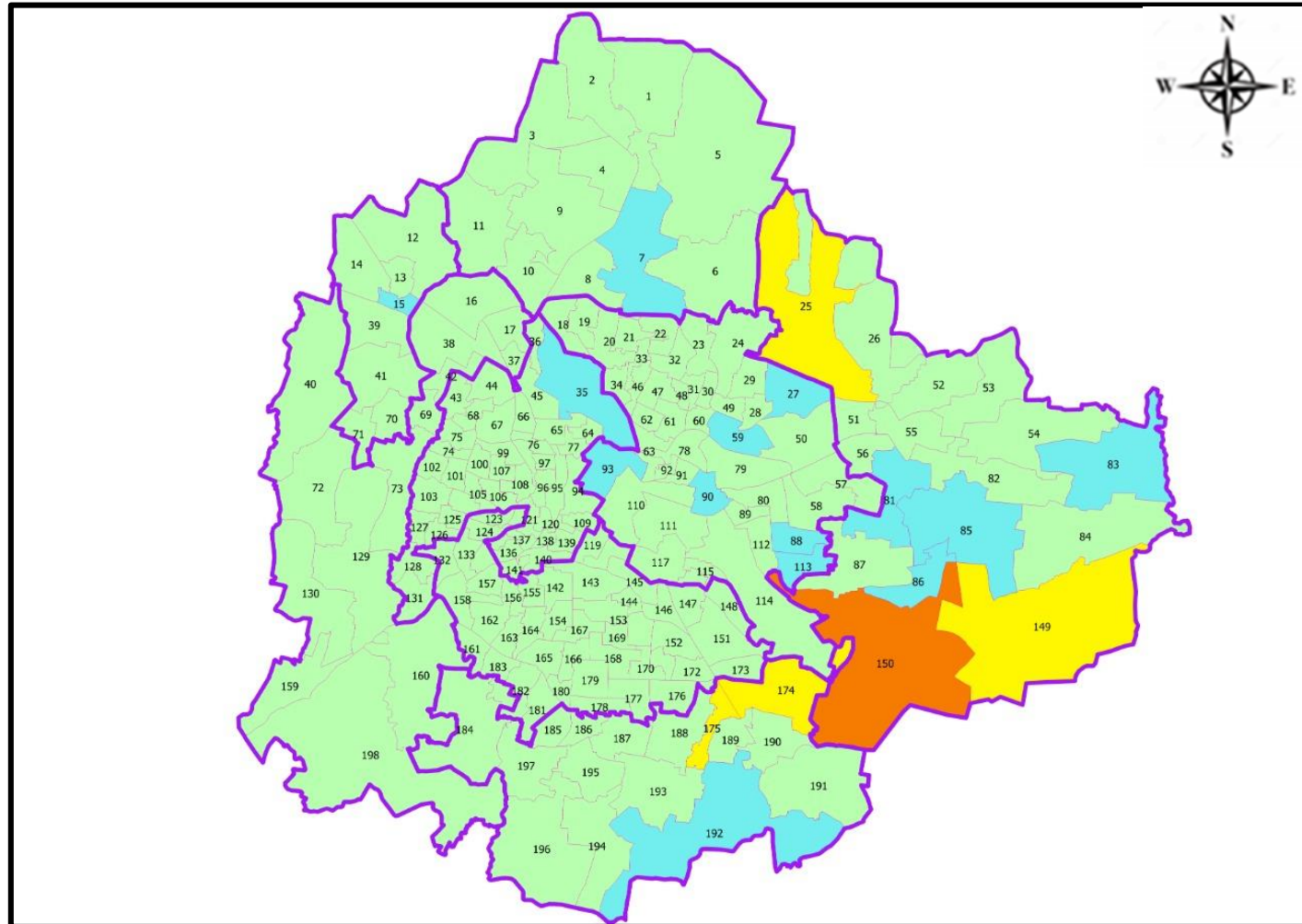
Ward No.	Ward Name	Daily Cases Average
150	Bellanduru	2
149	Varthuru	1
25	Horamavu	1
174	HSR Layout	1
175	Bommanahalli	1
88	Jeevanbhima Nagar	1
15	T Dasarahalli	1
59	Maruthi Seva Nagar	1
86	Marattahalli	1
7	Byatarayanapura	0







## Top 10 wards reporting least number of positive cases in last 7 days

Ward No.	Ward Name	Daily Cases Average
197	Vasanthpura	0
195	Konanakunte	0
193	Arakere	0
190	Mangammanapalya	0
186	Jaraganahalli	0
185	Yelchenahalli	0
183	Chikkalsandra	0
182	Padmanabha Nagar	0
181	Kumaraswamy Layout	0
180	Banashankari Temple Ward	0



# BENGALURU MAP SHOWING INTENSITY OF POSITIVE CASES IN LAST 7 DAYS



-  Level 1 : 0 to 2 Cases
-  Level 2 : 2 to 5 Cases
-  Level 3 : 5 to 10 Cases
-  Level 4 : 10 to 25 Cases
-  Level 5 : More than 25 Cases
-  Zone Boundaries

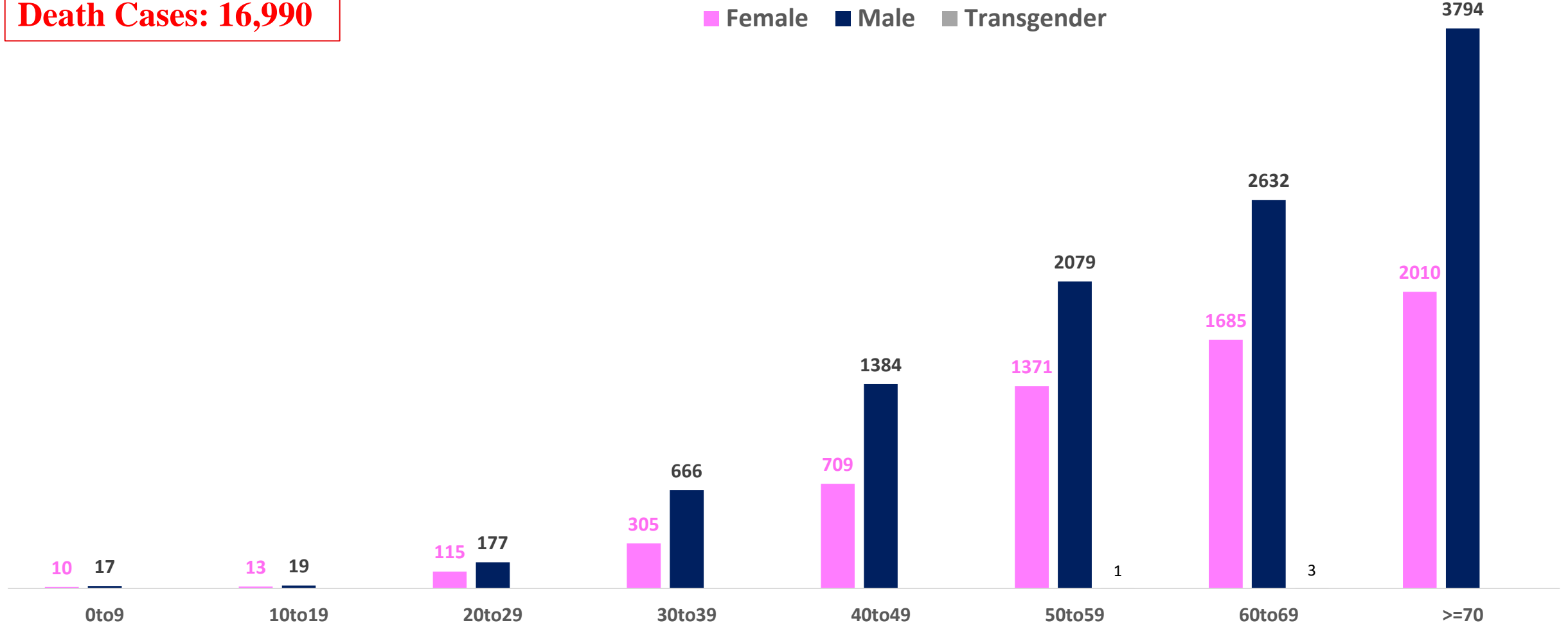




# AGE AND GENDER WISE DISTRIBUTION OF DEATH CASES



**Death Cases: 16,990**





# COVID-19 SCENARIO IN BENGALURU AND OTHER METROPOLITAN CITIES



CITY NAME	Positive Cases	Active Cases	Recovered	Deceased	Vaccine Doses Administered
New Delhi	20,06,935	22	19,80,395	26,518	3,73,17,328
Bengaluru*	18,76,171	1,529	18,57,652	16,990	2,37,78,980
Mumbai	11,53,973	91	11,34,139	19,743	2,21,34,555
Chennai	7,93,102	35	7,83,996	9,071	1,13,96,462

Source : <https://dashboard.cowin.gov.in/> at 5:00pm (30.11.2022)  
Source : <https://www.covid19bharat.org/> at 5:00pm (30.11.2022)

\*includes BBMP & Bengaluru Urban



# SNAPSHOT OF COVID-19 CASES IN BENGALURU URBAN



**Total Wards With  
< = 5 Cases\* :  
192**

**Tests Conducted  
on 29.11.2022:  
1,147**

**Recovery  
Rate\*:  
99.01%**

**Total  
Active Cases :  
1,529**

**Total Vaccinated  
on 29.11.2022:  
126**

**Positivity  
Rate\* :  
3.27%**

**Active  
Rate\*:  
0.08%**

**Case  
Fatality Rate\* :  
0.00%**





\*Total positive cases In the past 7 days

\*CFR and positivity is for Past 7 days



ಬೃಹತ್ ಬೆಂಗಳೂರು ಮಹಾನಗರ ಪಾಲಿಕೆ  
Bruhat Bengaluru Mahanagara Palike



<b>Download BBMP Bulletin</b>	<a href="https://apps.bbmpgov.in/covid19/mediabulletin.php">https://apps.bbmpgov.in/covid19/mediabulletin.php</a>
<b>To register for vaccination :</b>	<a href="https://selfregistration.cowin.gov.in/">https://selfregistration.cowin.gov.in/</a>
<b>BBMP COVID19 Dashboard:</b>	<a href="https://apps.bbmpgov.in/covid19/">https://apps.bbmpgov.in/covid19/</a>
<b>Follow us on:</b>	 <a href="http://www.facebook.com/bbmp.comm1/">www.facebook.com/bbmp.comm1/</a>
	 <a href="https://twitter.com/BBMPCOMM">twitter.com/BBMPCOMM</a>
	  <a href="https://www.instagram.com/BBMPSplHealth">BBMPSplHealth</a>

Issued by:

Honorable Chief Commissioner, BBMP  
Special Commissioner Health & IT, BBMP  
MD, Bengaluru Smart City Limited

**THANK YOU !**

